



compact office

**compact office**

- Passive infrared presence detector for ceiling mounting
- Square detection range, 360°
- Automatic HVAC and lighting control as well as room surveillance
- Mixed light measurement
- Switched output for light (relay, 230 V)
- Lighting control with brightness threshold value and self-learning switch off delay time
- Fully or semi-automatic operation switch-selectable
- Push button or switch connection for manual control
- Pulse function for staircase lighting timer
- Switched output for presence (potential-free relay)
- HVAC control with switch on delay and switch off delay time
- Reduced response characteristic for room surveillance
- Service remote control QuickSet plus (option)
- User remote control clic (option)

**Technical data:**

**Rated voltage:** 230 V ± 10 %, 50 Hz

**Detection range:** horizontal 360°, vertical 120°

**Recommended mounting height:** 2.0 m–3.0 m

**Maximum range:** max. 6 x 6 m (Mh 2.5 m)  
max. 8 x 8 m (Mh 3.5 m)

**Mixed light measurement:** approx. 10–1500 Lux, deactivatable

**Switch off delay time:** 10 s–20 min, Short pulse

**Switch off delay time for presence:** 10 s–120 min

**Switch on delay for presence:** 0 s–10 min, Room surveillance

**Relay output A for light:** Relay 230 V

**Max. switching capacity:** ohmic 1400 VA  
Incandescent lamps, halogen 1200 W

**Max. number of electronic ballasts:**

10 x (1 x 58 W), 5 x (2 x 58 W), 16 x (1 x 36 W),  
8 x (2 x 36 W), 16 x (less than 36 W)

**Relay output B for presence:** Relay, free of potential

**Switching power:** 50 W (220 V DC), 50 VA (250 V AC)  
minmal 0.5 mV/10 mA

**Mounting plate:** 70 x 70 mm

**Screw terminals:** max. 2 x 2.5 mm<sup>2</sup>

**Size of concealed housing:** Size 1 (NIS, PMI)

**Ambient temperature:** 0 °C...+50 °C

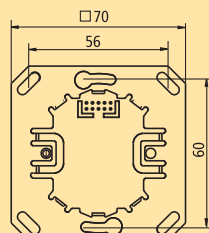
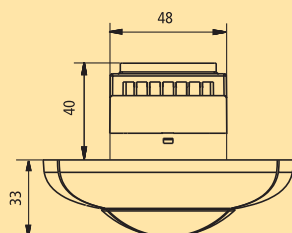
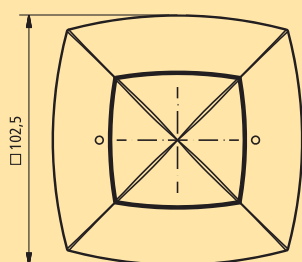
**Degree of protection:** IP 40

**Housing colour:** RAL 9010

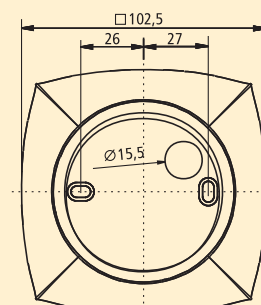
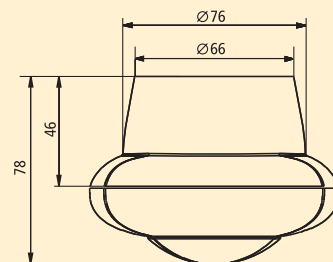
**Detection range compact office**

M'height	seated persons	walking persons
2.0 m	3.0 m x 3.0 m	4.5 m x 4.5 m ± 0.5 m
2.5 m	4.0 m x 4.0 m	6.0 m x 6.0 m ± 0.5 m
3.0 m	4.5 m x 4.5 m	7.0 m x 7.0 m ± 1 m
3.5 m	–	8.0 m x 8.0 m ± 1 m

**Dimension drawings: compact office**



**Dimension drawings: compact office mounted onto compact surface frame (Accessories)**





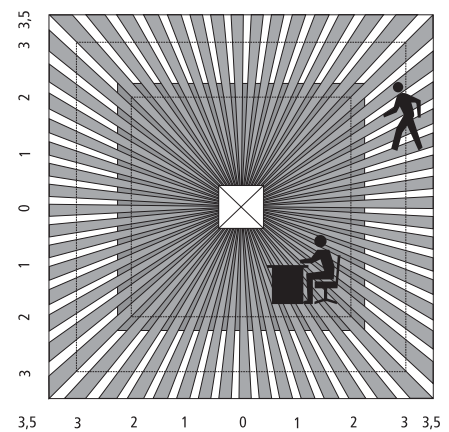
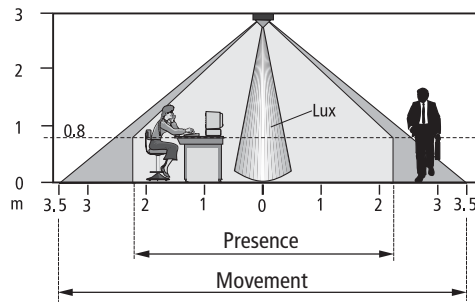
### Function

- The switching behaviour is controlled by presence and brightness.
- The self-learning switch off delay time automatically adapts to the occupant's behaviour.
- Fully or semi-automatic operation: in the "fully automatic" operation mode, the lighting is switched on and off automatically depending on the presence and brightness. In the "semi-automatic" operation mode, the light must always be switched on manually; switching off is done automatically.
- Manual control: The lighting can always be switched on and off manually with push button or switch.
- Push button function room/corridor: in the „corridor“ position, the detector is used as staircase lighting timer, i.e. the light cannot be switched off manually.
- Pulse function: in order to control existing staircase lighting timers.
- The presence detector is equipped with a mixed light measurement and is designed for use with fluorescent lights (FL/PL) as well as halogen/incandescent lights.
- The square detection range ensures a safe and simple planning.
- Switched output for presence, used for HVAC control: the switching behaviour of the potential-free contact is only affected by presence.
- The switch on delay prevents that the system is switched on immediately. The contact does not close before the switch on delay time has elapsed.
- Room Surveillance: the sensitivity of the switched output for presence is reduced. The contact reliably indicates the presence of persons.
- Master-Slave parallel circuit operation: up to 10 detectors can be connected in parallel to enlarge the detection zone. The entire load is switched by the Master. Any further detectors, the Slaves, supply the presence information.
- Master-Master parallel circuit operation: up to 10 detectors can be connected in parallel to control multiple lighting groups. Each master switches his lighting group according to its own brightness measurement. The presence continues to be detected by all detectors together.
- The device can be connected as Master or Slave.
- The test mode serves to check the presence detection and the wiring.

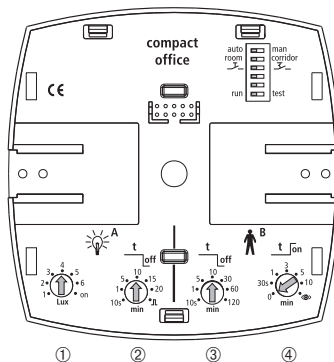
### Accessories

- Adjustment of the parameters is done with potentiometers or with the service remote control QuickSet plus (optionally, Order No. 907 0 532).
- The clic user remote control (Order No. 907 0 515) is optionally available for individual switching of up to two lighting groups.
- A suitable frame for surface mounting is available separately (Order No.. 907 0 514).

### Detection range (Mounting height 3.0 m)



### Sensor Module – rear side



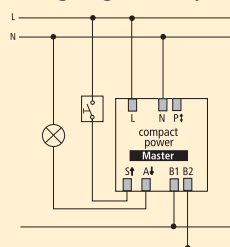
### Settings on the compact office

DIP Switches:

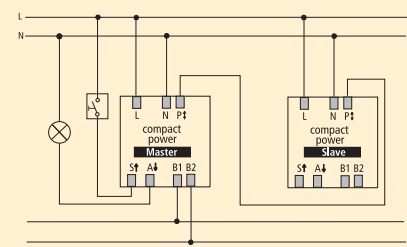
- DIP1 lighting control: fully/semi-automatic
- DIP2 Push button function: Room/Corridor
- DIP3 Push button/switch control
- DIP6 Operation mode: normal operation/test

- ① Brightness threshold (Lux)
- ② Switch off delay for light/activation of pulse function
- ③ Switch off delay for presence (HVAC/surveillance)
- ④ Switch on delay for HVAC/activation of room surveillance-function

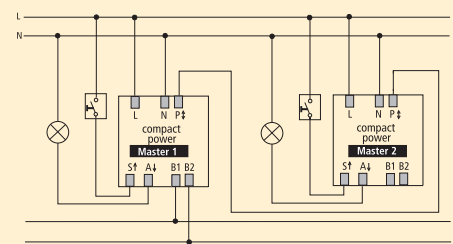
### Wiring diagrams for power modules:



Single unit operation



Master-Slave parallel circuit operation



Master-Master parallel circuit operation

Type	Detection range	Maximum range	Switch off delay time Switch off delay time presence	Outputs	Order No.
compact office	360°	8 x 8 m at 3.5 m height	10 s–20 min (light) 10 s–120 min (HVAC)	1400 VA (light) 50 W (presence)	201 0 000
Accessories: Surface frame compact, white					907 0 514